

Dentalelektroden für die Elektro-Chirurgie, 1,6 mm Ansatz



Fig.1

90.010.01



Fig.2

90.010.02






Fig.3

90.010.03




NEU: Fig.62
(Fig 4)

90.011.62



NEU: Fig.51
(Fig 5)

90.011.51



NEU: Fig.56
(Fig 6)

90.011.56



Fig.11

90.010.11



Fig.12

90.010.12



Fig.13

90.010.13



Fig.14

90.010.14




Fig.15

90.010.15




Fig.16

90.010.16

Dentalelektroden für die Elektro-Chirurgie, 1,6 mm Ansatz



Fig. 17

90.010.17



Fig. 18

90.010.18



NEU: Fig. 55
(Fig 24)

90.011.55




NEU: Fig. 21
(Fig 27)

90.010.21




NEU: Fig. 54
(Fig 28)

90.011.54



NEU: Fig. 52
(Fig 29)

90.011.52



NEU: Fig. 53
(Fig 30)

90.011.53

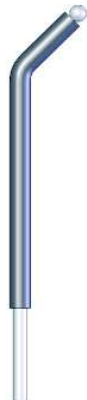


Fig. 33

90.010.33



Fig. 34

90.010.34




Fig. 35

90.010.35



Fig. 36

90.010.36



NEU: Fig. 61
(Fig 37)

90.011.61



Fig. 31

90.010.31